


EXCEL™ Replacement parts for Telsmith® Cone Crushers



FLS

Improve performance with our spare parts for Telsmith® Cone Crushers

Discover the difference our re-engineered spare/wear parts can make in your existing crusher to increase performance and decrease maintenance.



Key benefits

- Increase durability
- Increase longevity
- Consistent high quality
- Reduce maintenance and downtime

Extraordinary components do not happen by accident

EXCEL™ bronze bushings and components perform better because our standards are higher.

Higher tensile strength

Tin is the most expensive ingredient in the metallurgy of bronze alloys, but it creates tougher bushings that last longer. We use the maximum percentage of tin to increase your profits. We certify our crusher bronze to the top end of the CDA specification for tin.

Uniform lead distribution

During casting, we use an innovative technique that distributes lead and other alloy grains uniformly. We then use a unique chilling process that ensures the uniform distribution is locked in. Our dedication to lead distribution means that when you use EXCEL™ cast alloys, there is less friction and more defense against heat build-up. In short, our bushings and other cast parts last longer and have fewer problems.




Standard bronze pour from furnace to ladle in our foundry for EXCEL parts, located in Pekin, Illinois, USA

Optimum concentricity

Our competitors are content with bushings that are close enough to concentric. We create perfectly concentric bushings using a unique pinch turning method during machining and cut the inside and outside diameters simultaneously. This process guarantees that your bushings are concentric with no weak spots or deformities and lowers the risk of hot spots.

Porosity-free/uniform grain structure

We begin preparing for casting by selecting the highest grade pure raw materials. The unique centrifugal casting technique that we use produces a tighter, denser grain structure in the alloy and eliminates nearly all gas pockets. What does this mean to you? The cast alloys you buy from us last longer and have significantly fewer defects.

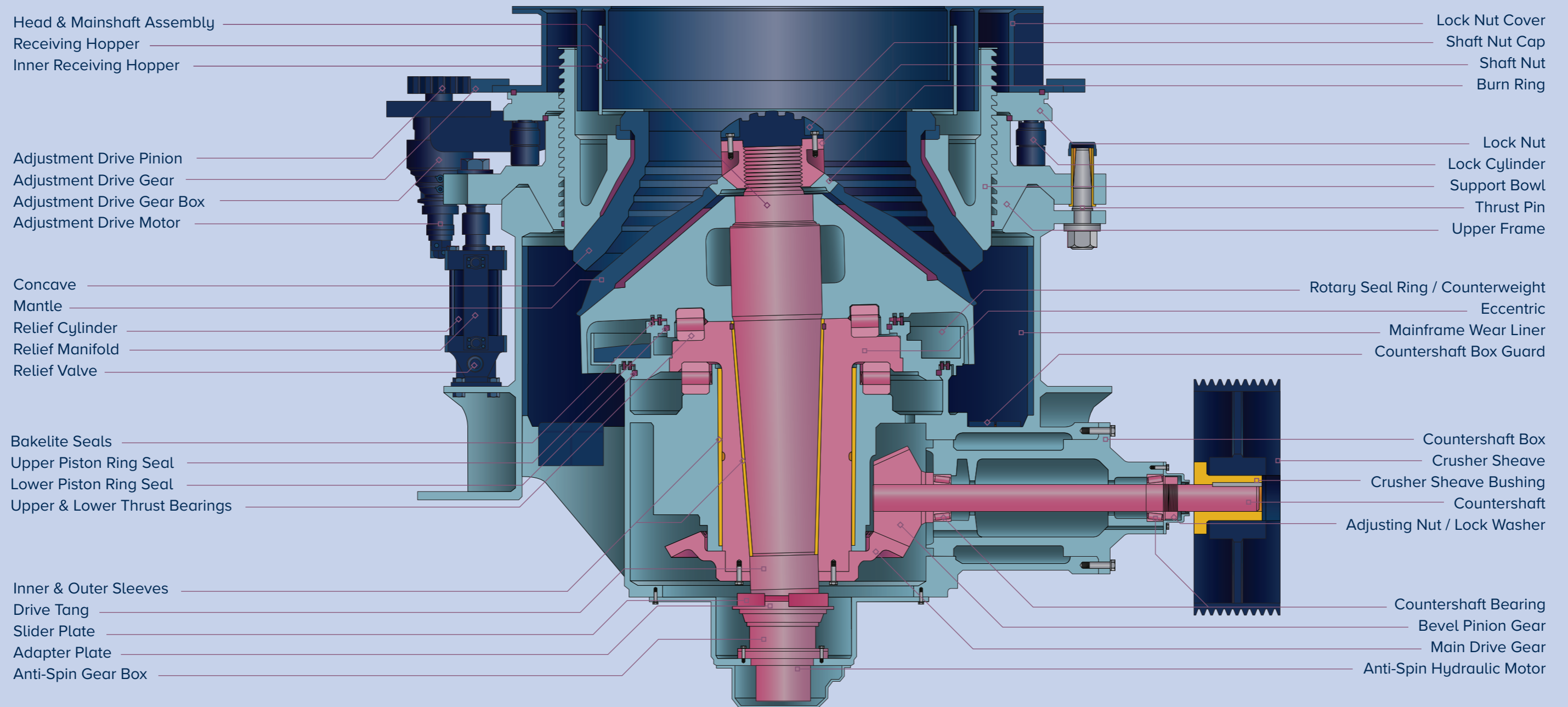


XL40 bronze components.

Telsmith® series cone crushers

S™ MODELS, FC™ MODELS, SBS™ MODELS

Component identification



All brand names, model names or marks are owned by their respective manufacturers. FLSmidth/FLS has no affiliation with the original equipment manufacturer. These terms are used for identification purposes only and are not intended to indicate affiliation with or approval by the OEM. All parts are manufactured by, for and warranted by FLSmidth/FLS and are not manufactured by, purchased from or warranted by the original equipment manufacturer.

We provide top-quality spare parts to keep your business running

Don't accept anything less than the high quality that we provide.

Quality redefined

We know that your success depends on our quality control so we dedicate more time and people to our inspections than any of our competitors. From our strict metallurgical standards and precision machining processes to our exacting inspections, our quality assurance protocols align our processes to produce quality and dependable results. We are ISO 9001 certified, and our program is managed here along with our traceability and record retention. Our procedures allow us to trace any part that we produce, even years later. For each part, we can confirm any possible production details that are needed.

High-value spare part solutions to repair and optimise your cone crushers

Our top-quality, reliable spare parts won't break the bank. Our spare parts offer durability and dependability, along with top value.

Consistent and reliable precision gears

The contact pattern is the most important feature of crusher gears and pinions. Our manufacturing expertise and attention to quality creates gears with better field performance and longer wear life. We keep a high-quality set of master gears, and every gear and pinion that we produce is contact-tested against the master. No gear leaves our foundry unless it meets our exacting contact specifications.

Enhanced performance

Let your part replacement improve your existing aggregate or rock crusher by using our high quality EXCEL replacement parts. Our parts provide better, more efficient performance to keep your business going strong.





"Our customers need replacement parts that operate in harsh environments. For this reason, we demand metallurgically sound castings produced through the careful control of chemistry and processing parameters for our replacement parts. Our promise is to provide our customers with the highest quality components."

MIKE BERGERHOUSE
Senior Metallurgical Engineer
FLSmidth Inc. - Pekin Operations

Follow us here



flsmidth.com/linkedin



flsmidth.com/twitter



flsmidth.com/facebook



flsmidth.com/instagram



flsmidth.com/youtube

Contact us

FLSmidth A/S

2500 Valby
Denmark
Tel. +45 3618 1000
info@flsmidth.com

FLSmidth Inc.

Pekin Operations
Pekin, IL 61555
USA
Tel +1 309 347 3031
excelparts@flsmidth.com



flsmidth.eco/contact

Copyright © 2023 FLSmidth A/S.
All Rights Reserved. FLSmidth and FLS
are (registered) trademarks of
FLSmidth A/S. This brochure makes no
offers, representations or warranties of
any kind (express or implied), and
information and data contained in this
brochure are for general reference
only and may change at any time.
FLSmidth does not guarantee or make
any representation regarding the use
or the results of the information or the
data provided in the brochure in terms
of its correctness, accuracy, reliability
or otherwise, and shall not be liable for
any loss or damage of any kind
incurred as a result of the use of the
information or data provided in the
brochure.